

470G LC

Engine	470G LC		
Manufacturer and Model	Isuzu 6UZ1-iT4		
Non-Road Emissions Standard	EPA Interim Tier 4/EU Stage IIIB		
Net Rated Power (ISO 9249)	270 kW (367 hp) at 2,000 rpm		
Cylinders	6		
Displacement	9.8 L (600 cu. in.)		
Off-Level Capacity	70% (35 deg.)		
Aspiration	Turbocharged, air-to-air charge-air cooler		
Cooling			
Cool-on-demand hydraulic-driven, suction-type fan with remote-mounted drive			
Powertrain			
2-speed propel with automatic shift			
Maximum Travel Speed			
Low	3.9 km/h (2.4 mph)		
High	5.5 km/h (3.4 mph)		
Drawbar Pull	37 219 kg (82,054 lb.)		
Hydraulics			
Open center, load sensing			
Main Pumps	2 variable-displacement pumps		
Maximum Rated Flow	400 L/m (106 gpm) x 2		
Pilot Pump	One gear		
Maximum Rated Flow	30 L/m (7.9 gpm)		
Pressure Setting	3900 kPa (566 psi)		
System Operating Pressure			
Circuits			
Implement	31 900 kPa (4,627 psi)		
Travel	35 300 kPa (5,120 psi)		
Swing	28 400 kPa (4,119 psi)		
Power Boost	35 300 kPa (5,120 psi)		
Controls	Pilot levers, short stroke, low-effort hydraulic pilot controls with shutoff lever		
Cylinders			
Heat-treated, chrome-plated, polished cylinder rods; hardened steel (replaceable bushings) pivot pins			
	<i>Bore</i>	<i>Rod Diameter</i>	<i>Stroke</i>
Boom (2)	170 mm (6.7 in.)	115 mm (4.5 in.)	1590 mm (62.6 in.)
Arm (1)	190 mm (7.5 in.)	130 mm (5.1 in.)	1940 mm (76.4 in.)
Bucket (1)	170 mm (6.7 in.)	120 mm (4.7 in.)	1325 mm (52.2 in.)
Electrical			
Number of Batteries (12 volt)	2		
Battery Capacity	500 CCA		
Alternator Rating	50 amp		
Work Lights	5 halogen (one mounted on frame, 2 mounted on boom, and 2 mounted on top of cab)		
Undercarriage			
Rollers (each side)			
Carrier	3		
Track	9		
Shoes, Triple Semi-Grousers (each side)	53		
Track			
Adjustment	Hydraulic		
Guides	Front and center		
Chain	Sealed and lubricated		
Ground Pressure			
Triple Semi-Grouser Shoes			
750 mm (30 in.)	72.4 kPa (10.1 psi)		
900 mm (36 in.)	60.7 kPa (8.6 psi)		
Swing Mechanism			
Speed	9.5 rpm		
Torque	148 000 Nm (109,159 lb.-ft.)		



Serviceability 470G LC

Refill Capacities	
Fuel Tank	725 L (192 gal.)
Cooling System	52 L (14 gal.)
Engine Oil with Filter	41 L (11 gal.)
Hydraulic Tank	310 L (82 gal.)
Hydraulic System	510 L (135 gal.)
Gearbox	
Swing (each)	6.5 L (1.7 gal.)
Travel (each)	11 L (2.9 gal.)

Operating Weights

With full fuel tank; 79-kg (175 lb.) operator; 2.34-m³ (3.06 cu. yd.), 1370-mm (54 in.), 2031-kg (4,478 lb.) bucket; 3.9-m (12 ft. 10 in.) arm; 9111-kg (20,086 lb.) counterweight; and 900-mm (36 in.) triple semi-grouser shoes

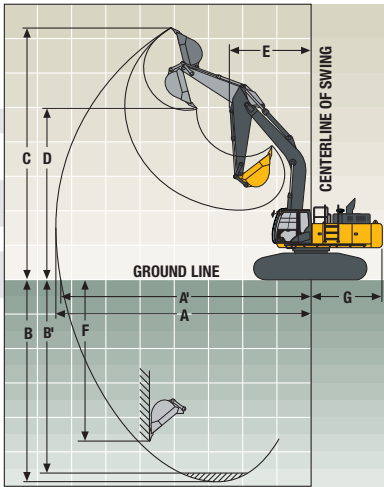
SAE Operating Weight	49 420 kg (108,952 lb.)
----------------------	-------------------------

Component Weights

Undercarriage with Triple Semi-Grouser Shoes	
750 mm (30 in.)	18 323 kg (40,395 lb.)
900 mm (36 in.)	19 003 kg (41,894 lb.)
7-m (23 ft. 0 in.) One-Piece Boom (with arm cylinder)	4290 kg (9,458 lb.)
Arm with Bucket Cylinder and Linkage	
2.9 m (9 ft. 6 in.)	2400 kg (5,291 lb.)
2.9-m (9 ft. 6 in.) with 6.3-m (20 ft. 7 in.) Mass-Excavating Boom	2400 kg (5,291 lb.)
3.4 m (11 ft. 2 in.)	2330 kg (5,137 lb.)
3.9 m (12 ft. 10 in.)	2640 kg (5,820 lb.)
4.9 m (16 ft. 1 in.)	1850 kg (4,079 lb.)
Boom-Lift Cylinders (2), Total Weight	840 kg (1,853 lb.)
2.34-m ³ (3.06 cu. yd.), 1370-mm (54 in.) Heavy-Duty High-Capacity Bucket	2031 kg (4,478 lb.)
Counterweight, Standard	9111 kg (20,086 lb.)

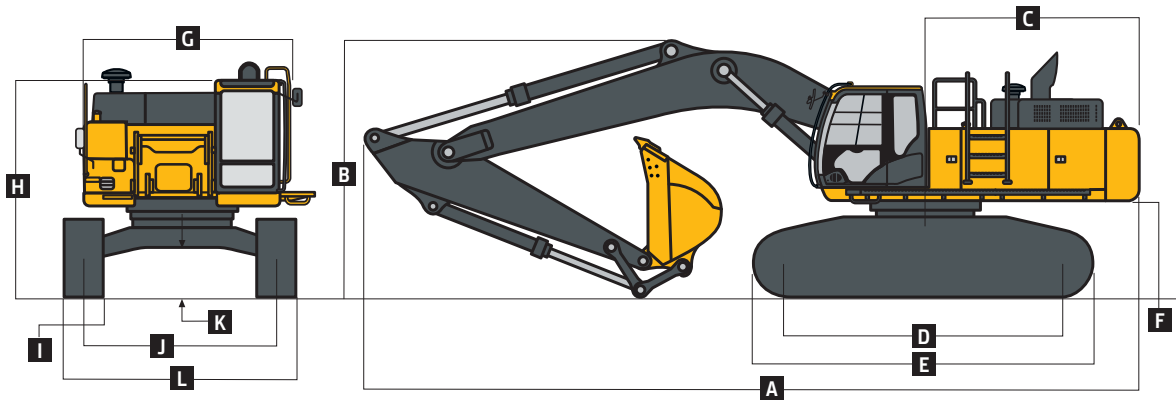
Operating Dimensions

Arm Length	2.9 m (9 ft. 6 in.)	2.9 m (9 ft. 6 in.) w/ 6.3-m (20 ft. 7 in.) Mass-Excavating Boom	3.4 m (11 ft. 2 in.)	3.9 m (12 ft. 10 in.)	4.9 m (16 ft. 1 in.)
Arm Digging Force					
SAE	252 kN (56,652 lb.)	249 kN (55,977 lb.)	215 kN (48,334 lb.)	196 kN (44,063 lb.)	175 kN (39,342 lb.)
ISO	259 kN (58,226 lb.)	256 kN (57,551 lb.)	222 kN (49,908 lb.)	201 kN (45,187 lb.)	177 kN (39,791 lb.)
Bucket Digging Force					
SAE	254 kN (57,101 lb.)	257 kN (57,776 lb.)	256 kN (57,551 lb.)	256 kN (57,551 lb.)	213 kN (47,884 lb.)
ISO	285 kN (64,071 lb.)	285 kN (64,071 lb.)	286 kN (64,295 lb.)	286 kN (64,295 lb.)	238 kN (53,505 lb.)
Lifting Capacity Over Front at Ground Level 7.5-m (25 ft.) Reach (with power boost)					
A	14 573 kg (31,155 lb.)	14 751 kg (31,904 lb.)	14 680 kg (31,653 lb.)	14 458 kg (31,298 lb.)	14 609 kg (31,660 lb.)
A'	11.40 m (37 ft. 5 in.)	10.87 m (35 ft. 8 in.)	12.07 m (39 ft. 7 in.)	12.50 m (41 ft. 0 in.)	13.34 m (43 ft. 9 in.)
B	11.18 m (36 ft. 8 in.)	10.62 m (34 ft. 10 in.)	11.84 m (38 ft. 10 in.)	12.27 m (40 ft. 3 in.)	13.13 m (43 ft. 1 in.)
B'	7.29 m (23 ft. 11 in.)	6.22 m (20 ft. 5 in.)	7.77 m (25 ft. 6 in.)	8.28 m (27 ft. 2 in.)	9.12 m (29 ft. 11 in.)
C	7.09 m (23 ft. 3 in.)	6.07 m (19 ft. 11 in.)	7.62 m (25 ft. 0 in.)	8.13 m (26 ft. 8 in.)	8.99 m (29 ft. 6 in.)
D	10.26 m (33 ft. 8 in.)	10.87 m (35 ft. 8 in.)	11.05 m (36 ft. 3 in.)	11.50 m (36 ft. 7 in.)	11.73 m (38 ft. 6 in.)
E	7.04 m (23 ft. 1 in.)	7.34 m (24 ft. 1 in.)	7.65 m (25 ft. 1 in.)	7.77 m (25 ft. 6 in.)	8.66 m (28 ft. 5 in.)
F	5.03 m (16 ft. 6 in.)	3.94 m (12 ft. 11 in.)	4.83 m (15 ft. 10 in.)	4.80 m (15 ft. 9 in.)	4.85 m (15 ft. 11 in.)
G	5.26 m (17 ft. 3 in.)	5.03 m (16 ft. 6 in.)	6.58 m (21 ft. 7 in.)	6.99 m (22 ft. 11 in.)	8.41 m (27 ft. 7 in.)
H	3.68 m (12 ft. 1 in.)	3.68 m (12 ft. 1 in.)	3.68 m (12 ft. 1 in.)	3.68 m (12 ft. 1 in.)	3.68 m (12 ft. 1 in.)



Machine Dimensions 470G LC

A Overall Length with Arm	
2.9 m (9 ft. 6 in.)	12.10 m (39 ft. 8 in.)
3.4 m (11 ft. 2 in.)	12.01 m (39 ft. 5 in.)
3.9 m (12 ft. 10 in.)	12.01 m (39 ft. 5 in.)
4.9 m (16 ft. 1 in.)	12.00 m (39 ft. 4 in.)
2.9 m (9 ft. 6 in.) with 6.3-m (20 ft. 7 in.) Boom	11.33 m (37 ft. 2 in.)
B Overall Height with Arm	
2.9 m (9 ft. 6 in.)	3.60 m (11 ft. 10 in.)
3.4 m (11 ft. 2 in.)	3.48 m (11 ft. 5 in.)
3.9 m (12 ft. 10 in.)	3.50 m (11 ft. 6 in.)
4.9 m (16 ft. 1 in.)	4.55 m (14 ft. 11 in.)
2.9 m (9 ft. 6 in.) with 6.3-m (20 ft. 7 in.) Boom	4.55 m (14 ft. 11 in.)
C Rear-End Length/Swing Radius	3.66 m (12 ft. 0 in.)
D Distance Between Idler/Sprocket Centerline	4.47 m (14 ft. 8 in.)
E Undercarriage Length	5.47 m (17 ft. 11 in.)
F Counterweight Clearance	1.36 m (4 ft. 6 in.)
G Upperstructure Width	3.48 m (11 ft. 5 in.)
H Cab Height	3.44 m (11 ft. 3 in.)
I Track Width with Triple Semi-Grouser Shoes	750 mm (30 in.) / 900 mm (36 in.)
J Gauge Width	
Operating Position	2.89 m (9 ft. 6 in.)
Transport Position	2.39 m (7 ft. 10 in.)
K Ground Clearance	0.74 m (29 in.)
L Overall Width with Triple Semi-Grouser Shoes	
750 mm (30 in.)	
Operating Position	3.64 m (11 ft. 11 in.)
Transport Position	3.14 m (10 ft. 4 in.)
900 mm (36 in.)	
Operating Position	3.79 m (12 ft. 5 in.)
Transport Position	3.29 m (10 ft. 10 in.)



Lift Capacities

470G LC

Boldface type indicates hydraulically limited capacity; lightface type indicates stability-limited capacities, in kg (lb.). Ratings at bucket lift hook; machine equipped with standard gauge and situated on firm, uniform supporting surface. Total load includes weight of cables, hook, etc. Figures do not exceed 87 percent of hydraulic capacities or 75 percent of weight needed to tip machine. All lift capacities are based on ISO 10567 (with power boost).

Load Point Height	3.0 m (10 ft.)		4.5 m (15 ft.)		6.0 m (20 ft.)		7.5 m (25 ft.)		9.0 m (30 ft.)	
Horizontal Distance from Centerline of Rotation	Over Front	Over Side	Over Front	Over Side	Over Front	Over Side	Over Front	Over Side	Over Front	Over Side

With 2.3-m³ (3.0 cu. yd.) bucket, 2.9-m (9 ft. 6 in.) arm, 7.0-m (23 ft. 0 in.) boom, and 750-mm (30 in.) triple semi-grouser shoes

6.0 m (20 ft.)					13 260	13 260	11 449	9657		
					(28,671)	(28,671)	(24,907)	(20,721)		
4.5 m (15 ft.)			21 095	21 095	15 269	13 457	12 437	9284	10 828	6648
			(45,104)	(45,104)	(32,927)	(29,013)	(26,956)	(19,958)	(23,592)	(14,212)
3.0 m (10 ft.)					17 260	12 566	13 499	8847	11 040	6456
					(37,239)	(27,102)	(29,220)	(19,033)	(23,690)	(13,835)
1.5 m (5 ft.)					18 538	11 898	14 298	8468	10 830	6266
					(40,090)	(25,647)	(30,949)	(18,219)	(23,258)	(13,443)
Ground Line			18 039	18 039	18 812	11 564	14 351	8226	10 694	6143
			(42,241)	(39,198)	(40,753)	(24,892)	(30,842)	(17,696)	(22,982)	(13,193)
-1.5 m (-5 ft.)	14 413	14 413	23 409	18 367	18 099	11 502	14 111	8152		
	(32,776)	(32,776)	(50,927)	(39,402)	(39,217)	(24,746)	(30,480)	(17,541)		
-3.0 m (-10 ft.)	25 093	25 093	20 682	18 683	16 290	11 665	12 510	8270		
	(54,805)	(54,805)	(44,876)	(40,123)	(35,176)	(25,108)	(26,739)	(17,825)		
-4.5 m (-15 ft.)			16 295	16 295	12 694	12 083				
			(34,963)	(34,963)	(26,891)	(26,066)				

With 2.1-m³ (2.7 cu. yd.) bucket, 3.4-m (11 ft. 2 in.) arm, 7.0-m (23 ft. 0 in.) boom, and 750-mm (30 in.) triple semi-grouser shoes

7.5 m (25 ft.)							10 335	10 188		
							(22,646)	(21,816)		
6.0 m (20 ft.)							10 987	9955	9758	7069
							(23,912)	(21,387)	(18,914)	(15,093)
4.5 m (15 ft.)			19 594	19 594	14 576	13 815	12 040	9539	10 575	6906
			(41,944)	(41,944)	(31,447)	(29,774)	(26,107)	(20,517)	(23,039)	(14,803)
3.0 m (10 ft.)			21 702	20 126	16 767	12 932	13 215	9074	11 160	6662
			(51,716)	(43,428)	(36,172)	(27,877)	(28,612)	(19,527)	(24,158)	(14,296)
1.5 m (5 ft.)			13 627	13 627	18 386	12 235	14 186	8666	10 994	6432
			(32,937)	(32,937)	(39,733)	(26,354)	(30,708)	(18,646)	(23,622)	(13,810)
Ground Line			16 689	16 689	19 039	11 830	14 505	8384	10 812	6267
			(38,952)	(38,952)	(41,217)	(25,456)	(31,172)	(18,034)	(23,241)	(13,464)
-1.5 m (-5 ft.)	11 830	11 830	23 687	18 649	18 681	11 682	14 359	8254	10 748	6209
	(26,863)	(26,863)	(53,966)	(40,030)	(40,459)	(25,124)	(30,858)	(17,756)	(23,126)	(13,359)
-3.0 m (-10 ft.)	20 254	20 254	22 444	18 851	17 255	11 741	13 353	8291		
	(45,888)	(45,888)	(48,647)	(40,469)	(37,283)	(25,257)	(28,699)	(17,853)		
-4.5 m (-15 ft.)	23 556	23 556	18 530	18 530	14 342	12 014				
	(50,798)	(50,798)	(39,855)	(39,855)	(30,645)	(25,882)				

With 1.9-m³ (2.5 cu. yd.) bucket, 3.9-m (12 ft. 10 in.) arm, 7.0-m (23 ft. 0 in.) boom, and 750-mm (30 in.) triple semi-grouser shoes

6.0 m (20 ft.)							10 295	10 103	9527	7189
							(22,408)	(21,706)	(19,672)	(15,372)
4.5 m (15 ft.)					13 637	13 637	11 407	9657	10 076	6975
					(29,432)	(29,432)	(24,737)	(20,769)	(21,943)	(14,955)
3.0 m (10 ft.)			22 517	20 602	15 939	13 107	12 669	9152	10 752	6698
			(48,350)	(44,432)	(34,392)	(28,247)	(27,432)	(19,692)	(23,352)	(14,373)
1.5 m (5 ft.)			18 454	18 454	17 802	12 311	13 775	8692	11 004	6431
			(44,111)	(41,263)	(38,465)	(26,515)	(29,821)	(18,700)	(23,640)	(13,806)
Ground Line			18 470	18 470	18 781	11 802	14 458	8354	10 777	6226
			(42,923)	(39,880)	(40,645)	(25,396)	(31,124)	(17,966)	(23,161)	(13,371)
-1.5 m (-5 ft.)	11 929	11 929	23 287	18 419	18 772	11 569	14 276	8170	10 661	6121
	(26,990)	(26,990)	(53,593)	(39,541)	(40,647)	(24,881)	(30,676)	(17,569)	(22,924)	(13,156)
-3.0 m (-10 ft.)	18 594	18 594	23 454	18 544	17 736	11 562	13 748	8150		
	(42,054)	(42,054)	(50,813)	(39,811)	(38,341)	(24,869)	(29,622)	(17,539)		
-4.5 m (-15 ft.)	26 695	26 695	20 089	18 903	15 402	11 766	11 616	8331		
	(57,601)	(57,601)	(43,277)	(40,612)	(33,049)	(25,336)	(24,589)	(17,976)		
-6.0 m (-20 ft.)			14 467	14 467	10 680	10 680				
			(30,449)	(30,449)	(21,930)	(21,930)				

Lift Capacities (continued)

470G LC

Boldface type indicates hydraulically limited capacity; lightface type indicates stability-limited capacities, in kg (lb.). Ratings at bucket lift hook; machine equipped with standard gauge and situated on firm, uniform supporting surface. Total load includes weight of cables, hook, etc. Figures do not exceed 87 percent of hydraulic capacities or 75 percent of weight needed to tip machine. All lift capacities are based on ISO 10567 (with power boost).

Load Point Height	3.0 m (10 ft.)		4.5 m (15 ft.)		6.0 m (20 ft.)		7.5 m (25 ft.)		9.0 m (30 ft.)	
	Over Front	Over Side	Over Front	Over Side	Over Front	Over Side	Over Front	Over Side	Over Front	Over Side
<i>With 1.4-m³ (1.8 cu. yd.) bucket, 4.9-m (16 ft. 1 in.) arm, 7.0-m (23 ft. 0 in.) boom, and 750-mm (30 in.) triple semi-grouser shoes</i>										
4.5 m (15 ft.)							10 672	10 596		
							(23,183)	(22,810)		
3.0 m (10 ft.)			19 781	19 781	14 759	14 297	12 132	10 058	10 542	7471
			(42,525)	(42,525)	(31,891)	(30,818)	(26,307)	(21,660)	(22,923)	(16,061)
1.5 m (5 ft.)			24 055	20 733	17 131	13 370	13 534	9530	11 380	7154
			(51,893)	(44,650)	(37,044)	(28,814)	(29,333)	(20,524)	(24,711)	(15,385)
Ground Line	7330	7330	21 015	19 618	18 787	12 676	14 609	9097	11 444	6883
	(16,703)	(16,703)	(48,935)	(42,191)	(40,673)	(27,301)	(31,660)	(19,587)	(24,614)	(14,805)
-1.5 m (-5 ft.)	10 854	10 854	22 092	19 115	19 508	12 262	14 921	8805	11 236	6695
	(24,546)	(24,546)	(50,828)	(41,075)	(42,260)	(26,395)	(32,080)	(18,956)	(24,172)	(14,404)
-3.0 m (-10 ft.)	15 439	15 439	25 948	18 998	19 251	12 092	14 764	8667	11 146	6613
	(34,915)	(34,915)	(56,211)	(40,815)	(41,672)	(26,028)	(31,749)	(18,663)	(23,995)	(14,243)
-4.5 m (-15 ft.)	21 400	21 400	23 700	19 153	17 905	12 132	13 951	8690	10 786	6678
	(48,562)	(48,562)	(51,190)	(41,163)	(38,620)	(26,128)	(29,989)	(18,732)	(22,854)	(14,424)
-6.0 m (-20 ft.)	27 001	27 001	19 754	19 568	15 050	12 389	11 291	8921		
	(57,746)	(57,746)	(42,256)	(42,101)	(32,059)	(26,725)	(23,629)	(19,295)		
<i>With 2.5-m³ (3.3 cu. yd.) bucket, 2.9-m (9 ft. 6 in.) BE arm, 6.3-m (20 ft. 7 in.) BE boom, and 750-mm (30 in.) triple semi-grouser shoes</i>										
7.5 m (25 ft.)					12 475	12 475				
					(27,346)	(27,346)				
6.0 m (20 ft.)					13 439	13 439	12 062	9625		
					(29,186)	(29,186)	(24,663)	(20,585)		
4.5 m (15 ft.)			19 862	19 862	15 216	13 838	12 812	9386		
			(42,654)	(42,654)	(32,909)	(29,780)	(27,855)	(20,137)		
3.0 m (10 ft.)			24 017	20 523	17 196	13 042	13 777	9026		
			(51,680)	(44,277)	(37,161)	(28,089)	(29,875)	(19,390)		
1.5 m (5 ft.)			26 227	19 251	18 661	12 368	14 546	8682		
			(56,710)	(41,443)	(40,370)	(26,629)	(31,508)	(18,659)		
Ground Line			26 141	18 810	19 124	11 973	14 627	8452		
			(56,721)	(40,420)	(41,415)	(25,761)	(31,423)	(18,170)		
-1.5 m (-5 ft.)	22 396	22 396	24 445	18 842	18 359	11 868	13 958	8397		
	(50,640)	(50,640)	(53,062)	(40,462)	(39,723)	(25,531)	(30,009)	(18,071)		
-3.0 m (-10 ft.)	27 189	27 189	21 063	19 194	15 942	12 043				
	(59,024)	(59,024)	(45,537)	(41,236)	(34,232)	(25,933)				
<i>With 2.3-m³ (3.0 cu. yd.) bucket, 2.9-m (9 ft. 6 in.) arm, 7.0-m (23 ft. 0 in.) boom, and 900-mm (36 in.) triple semi-grouser shoes</i>										
6.0 m (20 ft.)					13 260	13 260	11 449	9786		
					(28,563)	(28,563)	(24,907)	(20,997)		
4.5 m (15 ft.)			21 095	21 095	15 269	13 630	12 437	9413	10 828	6751
			(44,914)	(44,914)	(32,752)	(29,186)	(26,864)	(20,137)	(23,592)	(14,433)
3.0 m (10 ft.)					17 260	12 738	13 499	8976	11 213	6560
					(37,080)	(27,295)	(29,087)	(19,170)	(24,025)	(14,022)
1.5 m (5 ft.)					18 538	12 071	14 298	8597	11 003	6369
					(39,981)	(25,898)	(30,807)	(18,347)	(23,555)	(13,595)
Ground Line			18 039	18 039	18 812	11 736	14 573	8355	10 868	6246
			(42,034)	(39,907)	(40,680)	(25,181)	(31,155)	(17,827)	(23,270)	(13,337)
-1.5 m (-5 ft.)	14 413	14 413	23 409	18 627	18 099	11 675	14 111	8281		
	(32,616)	(32,616)	(51,053)	(40,120)	(39,135)	(25,025)	(30,339)	(17,670)		
-3.0 m (-10 ft.)	20 093	25 093	20 682	18 943	16 290	11 838	12 510	8399		
	(54,980)	(54,980)	(44,931)	(40,752)	(35,052)	(25,339)	(26,597)	(17,956)		
-4.5 m (-15 ft.)			16 295	16 295	12 694	12 256				
			(34,880)	(34,880)	(26,722)	(26,248)				
<i>With 2.7-m³ (2.1 cu. yd.) bucket, 3.4-m (11 ft. 2 in.) arm, 7.0-m (23 ft. 0 in.) boom, and 900-mm (36 in.) triple semi-grouser shoes</i>										
7.5 m (25 ft.)							10 335	10 317		
							(22,646)	(22,095)		
6.0 m (20 ft.)							10 987	10 084	9758	7173
							(23,912)	(21,666)	(18,914)	(15,316)
4.5 m (15 ft.)			19 594	19 594	14 576	13 988	12 040	9668	10 575	7009
			(41,944)	(41,944)	(31,447)	(30,146)	(26,107)	(20,796)	(23,039)	(15,026)
3.0 m (10 ft.)			21 702	20 386	16 767	13 105	13 215	9204	11 160	6765
			(51,716)	(43,987)	(36,172)	(28,249)	(28,612)	(19,806)	(24,237)	(14,519)
1.5 m (5 ft.)			13 627	13 627	18 386	12 408	14 186	8795	11 168	6535
			(32,937)	(32,937)	(39,733)	(26,726)	(30,708)	(18,925)	(23,998)	(14,033)
Ground Line			16 689	16 689	19 039	12 002	14 680	8513	10 986	6370
			(38,952)	(38,952)	(41,217)	(25,828)	(31,653)	(18,313)	(23,616)	(13,687)
-1.5 m (-5 ft.)	11 830	11 830	23 687	18 909	18 681	11 854	14 494	8383	10 922	6312
	(26,863)	(26,863)	(53,966)	(40,589)	(40,459)	(25,496)	(31,335)	(18,035)	(23,501)	(13,582)
-3.0 m (-10 ft.)	20 254	20 254	22 444	19 111	17 255	11 913	13 353	8420		
	(45,888)	(45,888)	(48,647)	(41,028)	(37,283)	(25,629)	(28,699)	(18,132)		
-4.5 m (-15 ft.)	23 556	23 556	18 530	18 530	14 342	12 186				
	(50,798)	(50,798)	(39,855)	(39,855)	(30,645)	(26,255)				

Lift Capacities (continued)

470G LC

Boldface type indicates hydraulically limited capacity; lightface type indicates stability-limited capacities, in kg (lb.). Ratings at bucket lift hook; machine equipped with standard gauge and situated on firm, uniform supporting surface. Total load includes weight of cables, hook, etc. Figures do not exceed 87 percent of hydraulic capacities or 75 percent of weight needed to tip machine. All lift capacities are based on ISO 10567 (with power boost).

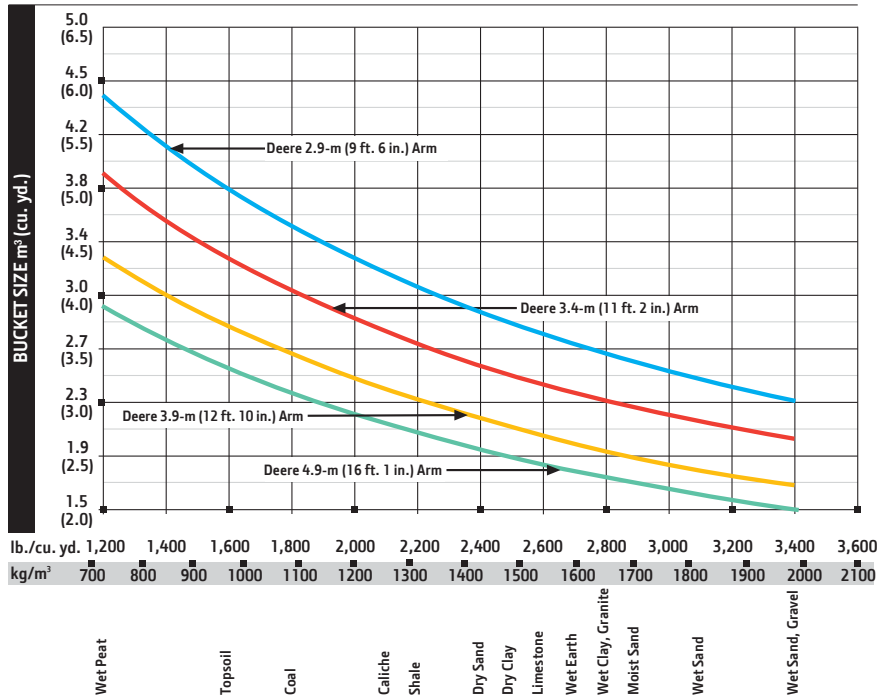
Load Point Height	3.0 m (10 ft.)		4.5 m (15 ft.)		6.0 m (20 ft.)		7.5 m (25 ft.)		9.0 m (30 ft.)	
Horizontal Distance from Centerline of Rotation	Over Front	Over Side	Over Front	Over Side	Over Front	Over Side	Over Front	Over Side	Over Front	Over Side
<i>With 1.9-m³ (2.5 cu. yd.) bucket, 3.9-m (12 ft. 10 in.) arm, 7.0-m (23 ft. 0 in.) boom, and 900-mm (36 in.) triple semi-grouser shoes</i>										
6.0 m (20 ft.)							10 295	10 232	9527	7292
							(22,408)	(21,985)	(19,672)	(15,595)
4.5 m (15 ft.)					13 637	13 637	11 407	9786	10 076	7078
					(29,432)	(29,432)	(24,737)	(21,048)	(21,943)	(15,178)
3.0 m (10 ft.)			22 517	20 862	15 939	13 279	12 669	9281	10 752	6801
			(48,350)	(44,991)	(34,392)	(28,619)	(27,432)	(19,971)	(23,352)	(14,596)
1.5 m (5 ft.)			18 454	18 454	17 802	12 483	13 775	8821	11 177	6534
			(44,111)	(41,822)	(38,465)	(26,887)	(29,821)	(18,979)	(24,016)	(14,030)
Ground Line			18 470	18 470	18 781	11 974	14 458	8483	10 951	6329
			(42,923)	(40,439)	(40,645)	(25,768)	(31,298)	(18,245)	(23,536)	(13,594)
-1.5 m (-5 ft.)	11 929	11 929	23,287	18 679	18 772	11 742	14 500	8299	10 835	6224
	(26,990)	(26,990)	(53,593)	(40,100)	(40,647)	(25,254)	(31,157)	(17,849)	(23,299)	(13,379)
-3.0 m (-10 ft.)	18 594	18 594	23 454	18 804	17 736	11 735	13 748	8279		
	(42,054)	(42,054)	(50,813)	(40,370)	(38,341)	(25,241)	(29,622)	(17,818)		
-4.5 m (-15 ft.)	26 695	26 695	20 089	19 163	15 402	11 939	11 616	8460		
	(57,601)	(57,601)	(43,277)	(41,171)	(33,049)	(25,708)	(24,589)	(18,255)		
-6.0 m (-20 ft.)			14 467	14 467	10 680	10 680				
			(30,449)	(30,449)	(21,930)	(21,930)				
<i>With 1.4-m³ (1.8 cu. yd.) bucket, 4.9-m (16 ft. 1 in.) arm, 7.0-m (23 ft. 0 in.) boom, and 900-mm (36 in.) triple semi-grouser shoes</i>										
4.5 m (15 ft.)							10 672	10 672		
							(23,183)	(23,089)		
3.0 m (10 ft.)			19 781	19 781	14 759	14 469	12 132	10 187	10 542	7574
			(42,525)	(42,525)	(31,891)	(31,190)	(26,307)	(21,939)	(22,923)	(16,285)
1.5 m (5 ft.)			24 055	20 993	17 131	13 543	13 534	9659	11 380	7257
			(51,893)	(45,209)	(37,044)	(29,186)	(29,333)	(20,803)	(24,711)	(15,608)
Ground Line	7330	7330	21 015	19 877	18 787	12 849	14 609	9226	11 618	6987
	(16,703)	(16,703)	(48,935)	(42,750)	(40,673)	(27,674)	(31,660)	(19,866)	(24,989)	(15,028)
-1.5 m (-5 ft.)	10 854	10 854	22 092	19 375	19 508	12 434	15 144	8934	11 410	6798
	(24,546)	(24,546)	(50,828)	(41,634)	(42,260)	(26,768)	(32,561)	(19,235)	(24,547)	(14,627)
-3.0 m (-10 ft.)	15 439	15 439	25 948	19 258	19 251	12 265	14 987	8796	11 320	6717
	(34,915)	(34,915)	(56,211)	(41,374)	(41,672)	(26,401)	(32,231)	(18,942)	(24,370)	(14,466)
-4.5 m (-15 ft.)	15 885	15 885	21 400	21 400	23 700	19 413	17 905	12 305	13 951	8819
	(48,562)	(48,562)	(51,190)	(41,722)	(38,620)	(26,501)	(29,989)	(19,011)	(22,854)	(14,647)
-6.0 m (-20 ft.)	27 001	27 001	19 754	19 754	15 050	12 562	11 291	9050		
	(57,746)	(57,746)	(42,256)	(42,256)	(32,059)	(27,097)	(23,629)	(19,574)		
<i>With 2.5-m³ (3.3 cu. yd.) bucket, 2.9-m (9 ft. 6 in.) BE arm, 6.3-m (20 ft. 7 in.) BE boom, and 900-mm (36 in.) triple semi-grouser shoes</i>										
7.5 m (25 ft.)					12 475	12 475				
					(27,346)	(27,346)				
6.0 m (20 ft.)					13 439	13 439	12 062	9754		
					(29,186)	(29,186)	(24,663)	(20,864)		
4.5 m (15 ft.)			19 862	19 862	15 216	14 010	12 812	9515		
			(42,654)	(42,654)	(32,909)	(30,152)	(27,855)	(20,416)		
3.0 m (10 ft.)			24 017	20 783	17 196	13 215	13 777	9155		
			(51,680)	(44,836)	(37,161)	(28,461)	(29,875)	(19,669)		
1.5 m (5 ft.)			26 227	19 511	18 661	12 541	14 546	8811		
			(56,710)	(42,002)	(40,370)	(27,001)	(31,508)	(18,938)		
Ground Line			26 141	19 070	19 124	12 145	14 751	8581		
			(56,721)	(40,979)	(41,415)	(26,134)	(31,904)	(18,449)		
-1.5 m (-5 ft.)	22 396	22 396	24 445	19 101	18 359	12 040	13 958	8526		
	(50,640)	(50,640)	(53,062)	(41,021)	(39,723)	(25,904)	(30,009)	(18,350)		
-3.0 m (-10 ft.)	27 189	27 189	21 063	19 454	15 942	12 216				
	(59,024)	(59,024)	(45,537)	(41,795)	(34,232)	(26,305)				

Buckets 470G LC

A full line of buckets is offered to meet a wide variety of applications. Digging forces are with power boost. Tooth selection includes the John Deere Fanggs™ Standard, Tiger, Twin Tiger, Abrasion panel, or Flare tooth. Replaceable cutting edges and a variety of teeth are available through John Deere Parts. Optional side cutters add 150 mm (6 in.) to bucket widths. Capacities are SAE heaped ratings.

Type Bucket	Bucket Width		Bucket Capacity		Bucket Weight		Bucket Dig Force (SAE)		Bucket Dig Force (ISO)		Arm Dig Force 2.9 m (9 ft. 6 in.) (SAE)		Arm Dig Force 2.9 m (9 ft. 6 in.) (ISO)	
	mm	in.	m ³	cu. yd.	kg	lb.	kN	lb.	kN	lb.	kN	lb.	kN	lb.
General Purpose	1370	54	1.76	2.3	1006	2,217	281.8	63,355	314.8	70,780	258.5	58,113	268.9	60,447
Heavy Duty	1067	42	1.41	1.8	1418	3,127	273.9	61,576	306.0	68,792	258.8	58,177	266.0	59,793
Heavy Duty	1219	48	1.64	2.1	1507	3,323	273.9	61,576	306.0	68,792	258.8	58,177	266.0	59,793
Heavy Duty	1370	54	1.87	2.4	1624	3,581	273.9	61,576	306.0	68,792	258.8	58,177	266.0	59,793
Heavy Duty	1524	60	2.09	2.7	1712	3,774	273.9	61,576	306.0	68,792	258.8	58,177	266.0	59,793
Heavy Duty	1676	66	2.30	3.0	1737	3,828	273.9	61,576	306.0	68,792	258.8	58,177	266.0	59,793
Heavy Duty	1829	72	2.52	3.3	1844	4,065	273.9	61,576	306.0	68,792	258.8	58,177	266.0	59,793
Truck Loading	1829	72	3.20	4.2	1970	4,344	264.6	59,480	295.6	66,450	255.3	57,399	262.4	58,993
Heavy Duty High Capacity	1219	48	2.06	2.7	1802	3,973	264.6	59,480	295.6	66,450	255.3	57,399	262.4	58,993
Heavy Duty High Capacity	1370	54	2.34	3.1	2033	4,482	264.6	59,480	295.6	66,450	255.3	57,399	262.4	58,993
Heavy Duty High Capacity	1524	60	2.62	3.4	2329	5,136	264.6	59,480	295.6	66,450	255.3	57,399	262.4	58,993
Heavy Duty High Capacity	1676	66	2.91	3.8	2271	5,007	264.6	59,480	295.6	66,450	255.3	57,399	262.4	58,993
Heavy Duty High Capacity	1829	72	3.20	4.2	2663	5,870	264.6	59,480	295.6	66,450	255.3	57,399	262.4	58,993

Bucket Selection Guide*



* Contact your John Deere dealer for optimum bucket and attachment selections. These recommendations are for general conditions and average use. Does not include optional equipment such as thumbs or couplers. Larger buckets may be possible when using light materials, for flat and level operations, less compacted materials, and volume loading applications such as mass-excavation applications in ideal conditions. Smaller buckets are recommended for adverse conditions such as off-level applications, rocks, and uneven surfaces. Bucket capacity indicated is SAE heaped.

Arm Dig Force 3.4 m (11 ft. 2 in.) (SAE)		Arm Dig Force 3.4 m (11 ft. 2 in.) (ISO)		Arm Dig Force 3.9 m (12 ft. 10 in.) (SAE)		Arm Dig Force 3.9 m (12 ft. 10 in.) (ISO)		Arm Dig Force 4.9 m (16 ft. 1 in.) (SAE)		Arm Dig Force 4.9 m (16 ft. 1 in.) (ISO)		Bucket Tip Radius		Number of Teeth
kN	lb.	kN	lb.	kN	lb.	kN	lb.	kN	lb.	kN	lb.	mm	in.	
222.4	50,000	229.7	51,628	202.2	45,447	207.3	46,606	179.7	40,392	181.7	40,854	1765	69.5	7
220.2	49,511	227.4	51,123	200.4	45,042	205.5	46,191	178.0	40,086	180.0	40,544	1816	71.5	5
220.2	49,511	227.4	51,123	200.4	45,042	205.5	46,191	178.0	40,086	180.0	40,544	1816	71.5	6
220.2	49,511	227.4	51,123	200.4	45,042	205.5	46,191	178.0	40,086	180.0	40,544	1816	71.5	6
220.2	49,511	227.4	51,123	200.4	45,042	205.5	46,191	178.0	40,086	180.0	40,544	1816	71.5	7
220.2	49,511	227.4	51,123	200.4	45,042	205.5	46,191	178.0	40,086	180.0	40,544	1816	71.5	7
220.2	49,511	227.4	51,123	200.4	45,042	205.5	46,191	178.0	40,086	180.0	40,544	1816	71.5	8
217.6	48,911	224.6	50,503	198.1	44,543	203.2	45,679	177.0	39,707	179.0	40,161	1880	74.0	6
217.6	48,911	224.6	50,503	198.1	44,543	203.2	45,679	177.0	39,707	179.0	40,161	1880	74.0	5
217.6	48,911	224.6	50,503	198.1	44,543	203.2	45,679	177.0	39,707	179.0	40,161	1880	74.0	5
217.6	48,911	224.6	50,503	198.1	44,543	203.2	45,679	177.0	39,707	179.0	40,161	1880	74.0	6
217.6	48,911	224.6	50,503	198.1	44,543	203.2	45,679	177.0	39,707	179.0	40,161	1880	74.0	6
217.6	48,911	224.6	50,503	198.1	44,543	203.2	45,679	177.0	39,707	179.0	40,161	1880	74.0	7